



# How an EU funded project became a sustainable company

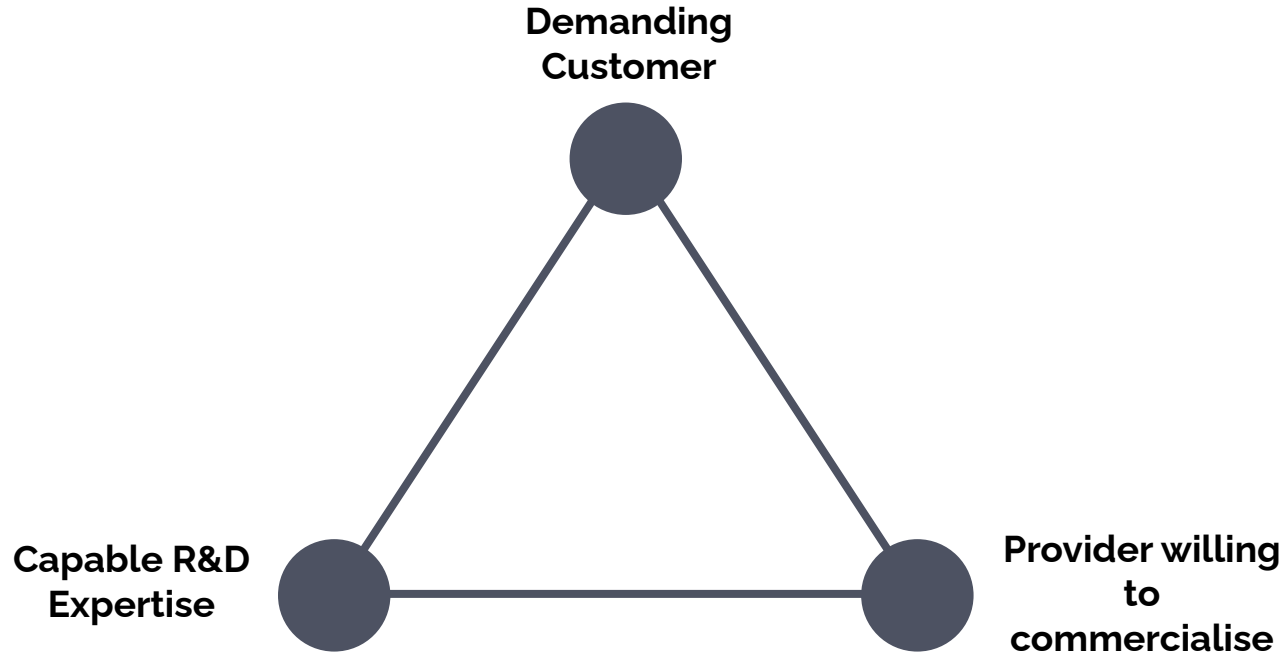


MIXMOVE

**The Transformation**

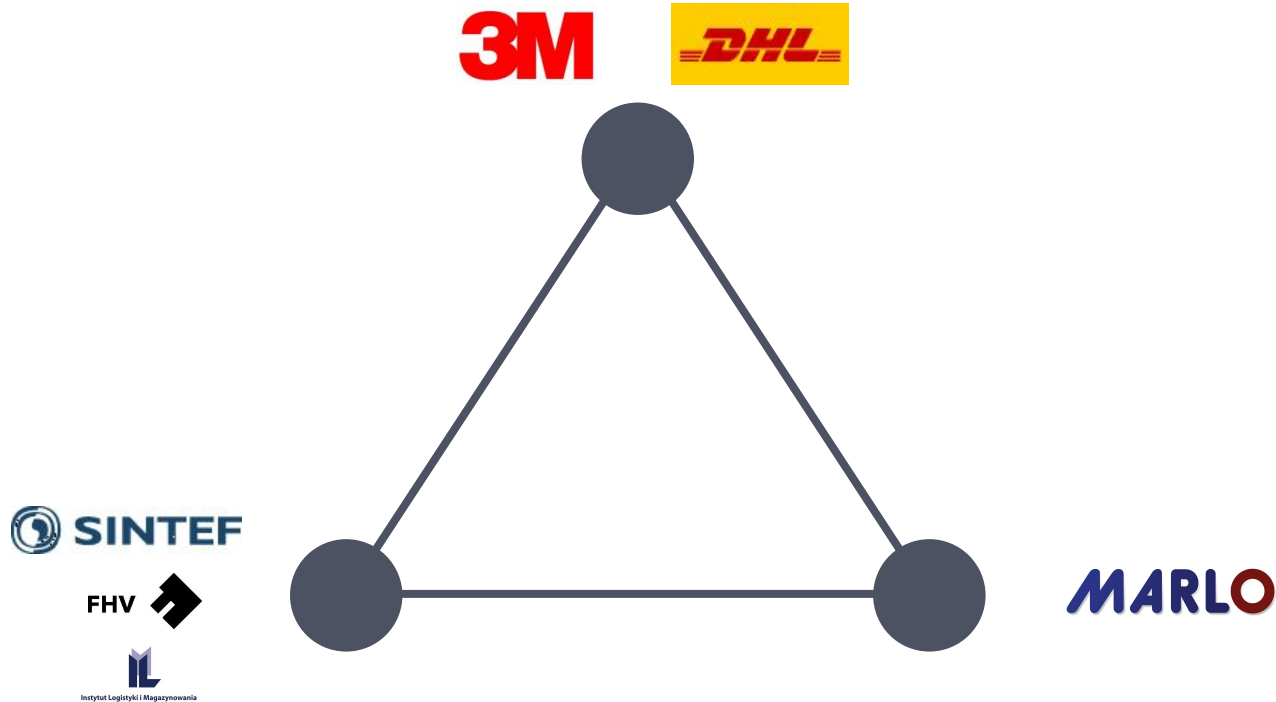
[www.mixmove.io](http://www.mixmove.io)

# Want Commercial Success of R&D Results?



- Intelligent Cargo in Efficient and **Sustainable** Global Logistics Operations
- What makes logistics more sustainable?
  - **Improved load factors** – removing energy used per unit moved

# iCargo – Part of Consortium



# 3M Challenge


From



To



# How it Developed





# NIXMOVE

From Funding to  
Company

# Founded on award winning technology

- HQ in Norway - subsidiary in Portugal (development)
- Product launched in 2014 - First customer 3M EMEA
- Clean cut start in 2018 - no unsettled history or sweat capital
- Currently employs 37 people, mainly IT-developers, sales and marketing



## The origin

EU funded project (iCargo) with Marlo, 3M, and DHL to reduce emissions from logistics.



# The logistics reality

- Freight emissions are expected to grow, in contrast to most other sectors - freight transport accounts for about **39%** of transport CO<sub>2</sub> emissions and around **8%** of CO<sub>2</sub> emissions worldwide
- Forecasted **300%** increase in global transport demand by **2050**
- Increasing fill rates on those trucks can alone reduce cost by €100 to 300 billion and emissions by 124 megatons CO<sub>2</sub> \*

## High Fragmentation & Low Transparency



**72%** of all goods in Europe. Is moved on the road



**22%** of all trucks on the road in Europe are empty,



**52%** Average Truck Fill Rate



**400 million** Tonnes of CO<sub>2</sub> Emissions



**43%** Digitisation in Average Supply Chain

## Low Resilience & Flexibility

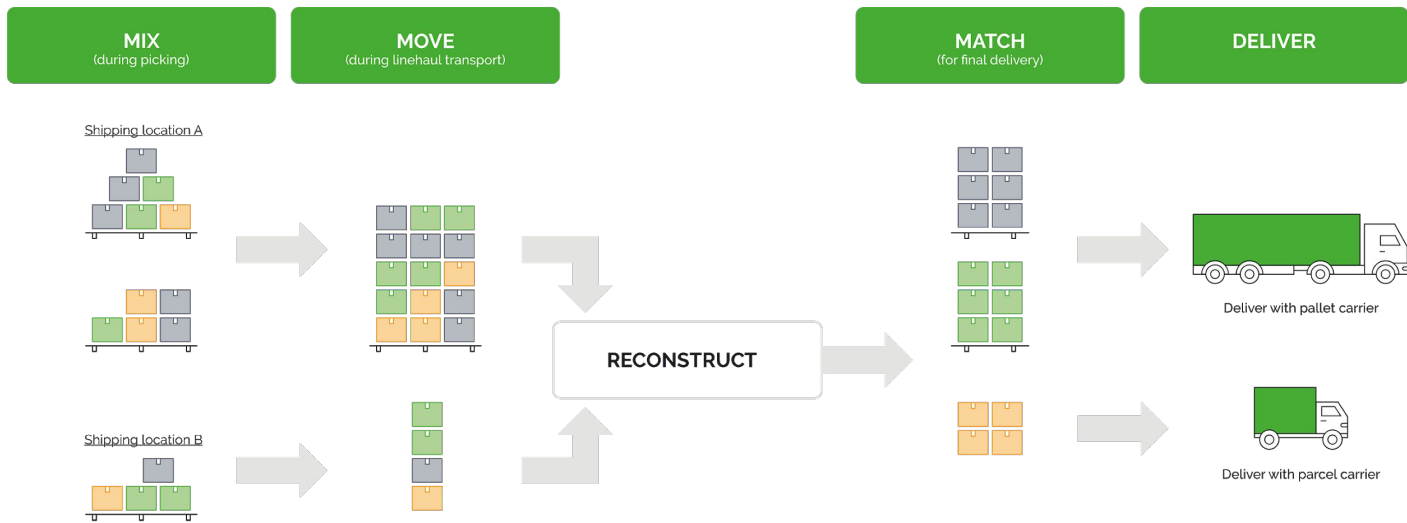
# Company Purpose

## Our Vision

Making Logistics Sustainable

## Our Mission

Creating a collaborative network that target environmental and economic challenges in logistics operations



# Owning the process gives great results



**35%** logistics cost reduction in EMEA operations

**50%** carbon footprint reduction

**90%** Improved fill rate on long haul

By shifting from systems focused on local operations to a fully collaborative network, with decisions taken in real-time using smart automation, some of the biggest inefficiencies in logistics were unblocked.

# We are in position!

**145 000 000 +**

Parcels scanned with our platform so far

**3 000 000 +**

Parcels scanned monthly

**70 000 +**

Distinct products handled per month

**27**

Installations in 21 countries

**16**

Smart City hubs serving 20 cities



# How do we get there

## Sales Focus

- Sell software that generate value
- X Dock - Enterprise and Standard solution

## Product Focus

- Measure and adapt to customer satisfaction
- Monitor product performance
- Implement a structured and transparent product prioritization process for all new product requests

## Conversion

Deploy effective lead engine

- 28 Wins
- 106 Opportunities
- 434 SQLs
- 2 168 MQLs
- 43 361 Suspects
- 61 888 Targets

## Market Focus

Germany  
Belgium  
Netherlands  
UK  
France  
Scandinavia  
US/APAC

## Effective sales team

- Document standard product description
- Value Proposition Design
- Industry & application landscape mapping
- Size the market
- Translate positioning into sales story marketing and sales materials

# Chasing the north star, leave no one behind

- Platform architecture and design
- Dissemination of the knowledge across the organization
- Support the Organization

